

MIDWEST MARKET SOLUTIONS, INC.

"THE LEADING EDGE IN COMMODITIES"

327 BROADWAY
YANKTON, SOUTH DAKOTA 57078
866-203-9655
605-260-3063 FAX
WWW.MIDWESTMARKETSOLUTIONS.COM



THE MARKET INSIDER NEWSLETTER

January 25, 2010

By: Brian Hoops, President
Midwest Market Solutions, Inc.

VISIT OUR WEBSITE AT www.midwestmarketsolutions.com FOR MORE INFORMATION.

Inside This Issue:

THE JANUARY CATTLE ON FEED REPORT	2
CORN OUTLOOK	3,4
SOYBEAN OUTLOOK	5-7
WHEAT OUTLOOK	8-11
LIVE CATTLE OUTLOOK	12
FEEDER CATTLE OUTLOOK	13
LEAN HOG OUTLOOK	14
NEWS	15
NEWS	16
WEATHER	17
CALENDAR OF EVENTS	18
MARGIN REQUIREMENTS	19
COMPANY INFO	20
DISCLAIMER	20



WHEAT



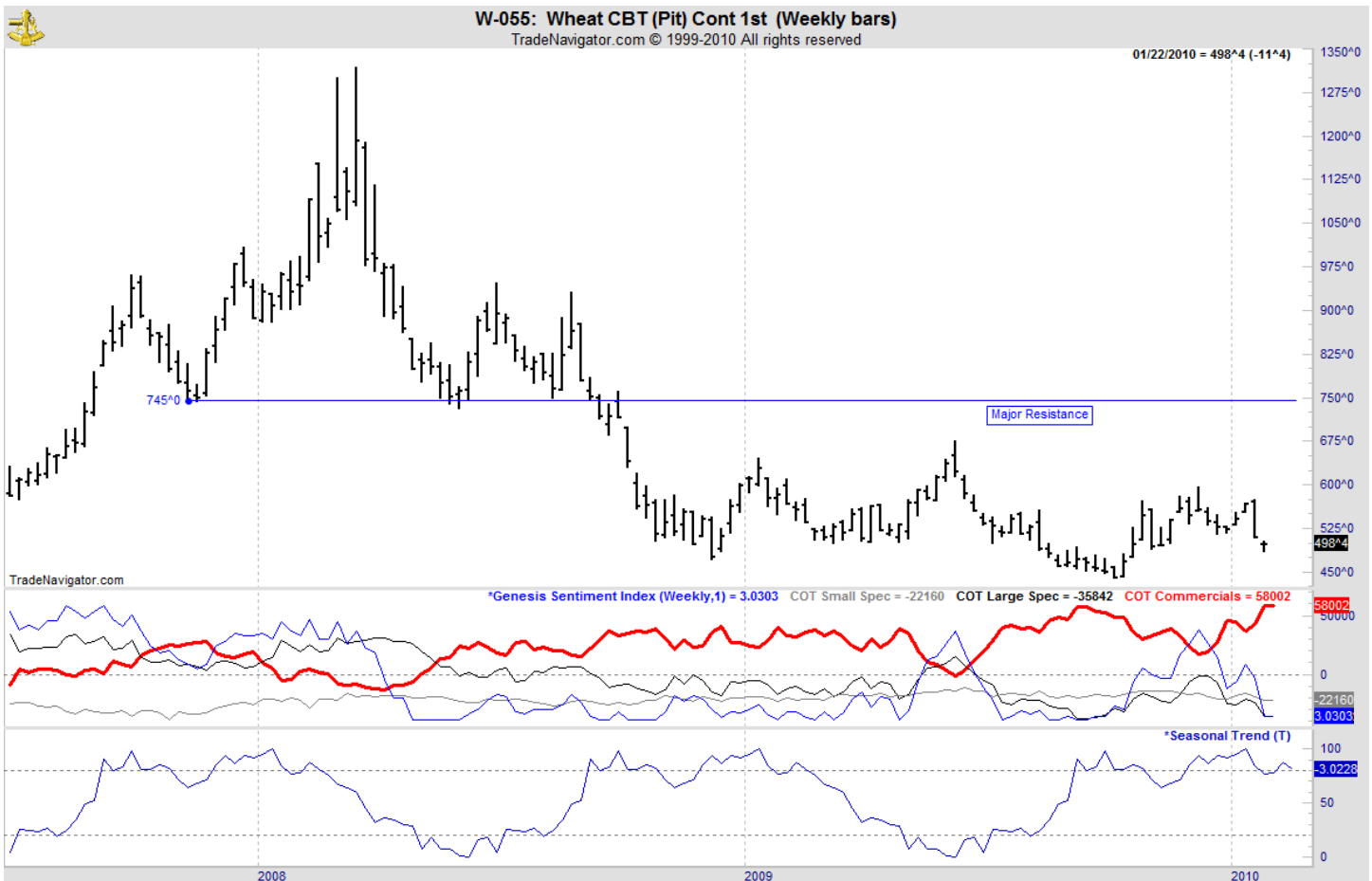
ANALYSIS

For the week, Chicago wheat closed \$.11 1/2 lower; Kansas City wheat \$.10 lower and Minneapolis wheat \$.09 1/2 lower. There is continues to be very little to support the market as demand remains very weak and crop ratings are high. Again this week, Egypt snubbed the United States in favor of wheat from Russia and Kazakhstan, again telling the traders U.S. wheat is not competitively priced on the world market. With high wheat ratings on the new crop and very slow demand, producers should be making sales of wheat on rallies that are inspired by fund demand. The weekly export sales report showed net sales of 825,800 metric tons for delivery in 2009/10--a marketing-year high--were up noticeably from the previous week and from the prior 4-week average. Increases were reported for the Philippines (187,600 MT), unknown destinations (113,300 MT), Nigeria (107,100 MT), Japan (77,300 MT), Morocco (75,000 MT), Thailand (47,100 MT), and Venezuela (47,000 MT). Net sales of 60,500 MT for delivery in 2010/11 were for the Philippines. The annual export pace remains well behind last year's pace. This year's exports stand at 657 mb vs. 821 mb a year ago. The U.S. need to export 9.9 mb each week to meet the USDA forecast of 825 mb. Seasonals are lower for wheat until wheat breaks dormancy in late February.

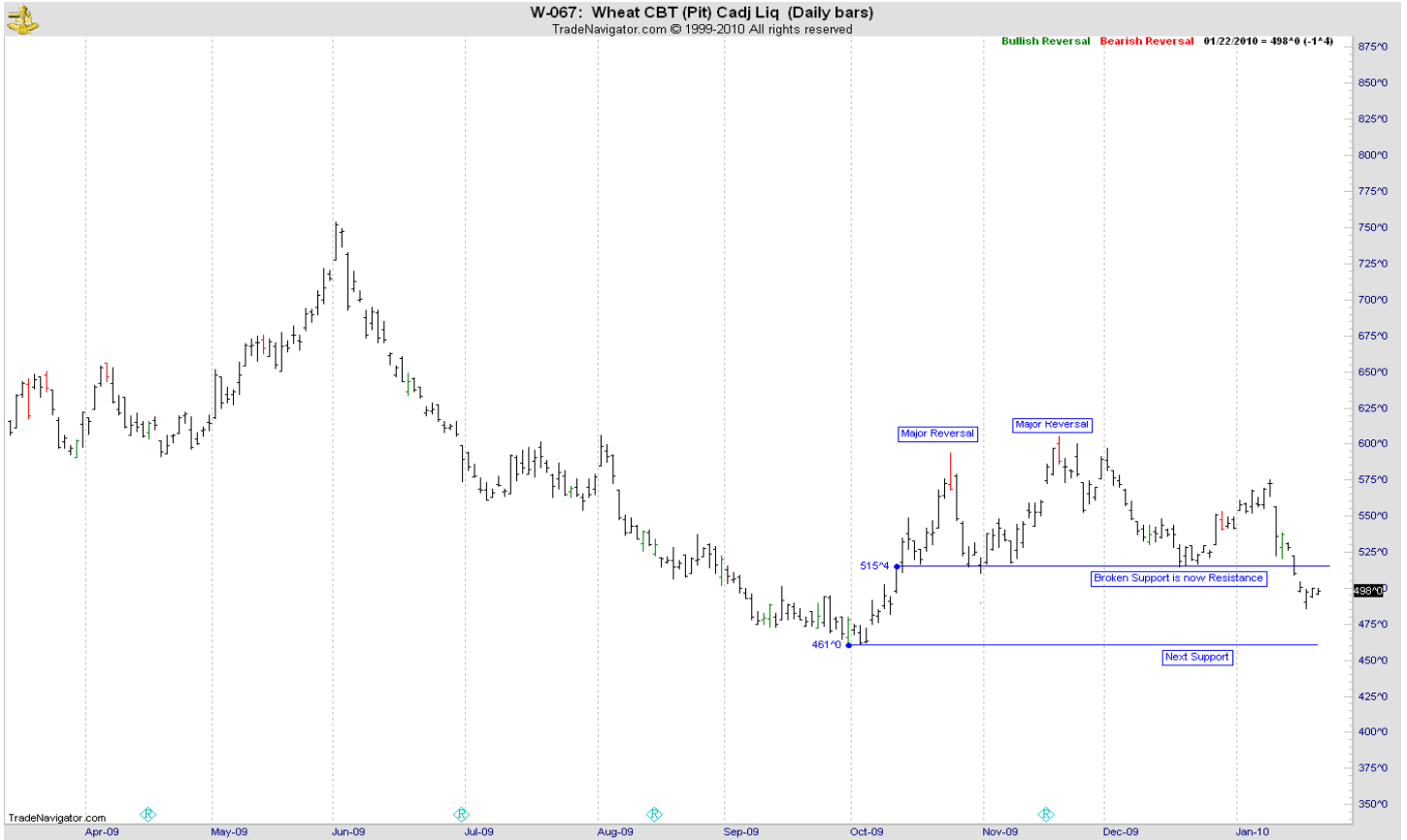
STRATEGY & OUTLOOK

Producers should be 100% sold of their 2009 crop. Producers began to scale into 2010 crop sales at \$6.05 off the July Kansas City contract. Next sales objectives are \$6.40 and \$6.75.

WEEKLY CHICAGO



CHICAGO WHEAT



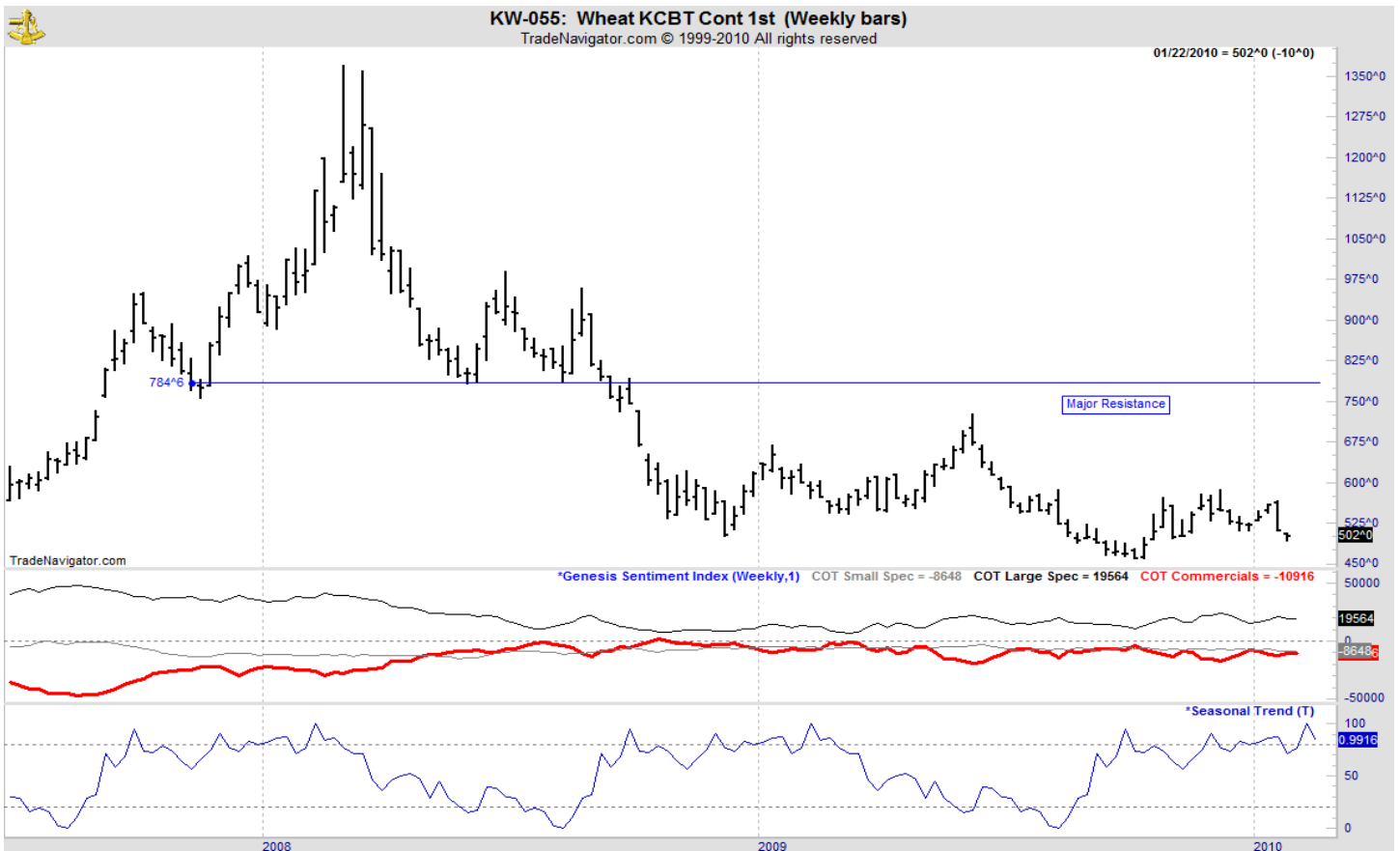
OATS



KANSAS CITY WHEAT



WEEKLY KANSAS CITY



MINNEAPOLIS WHEAT



WEEKLY MINNEAPOLIS

