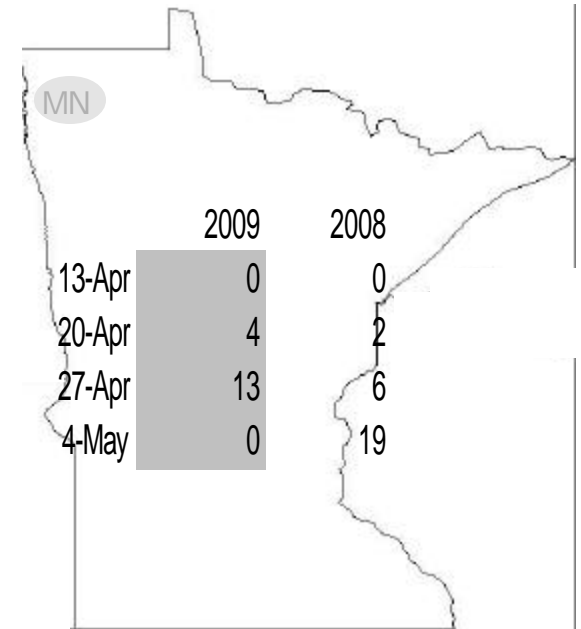
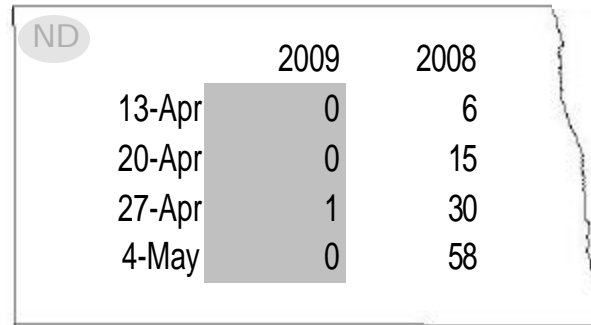
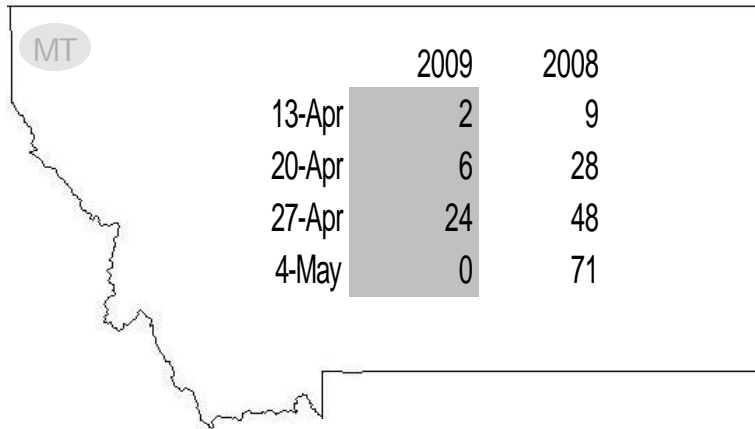


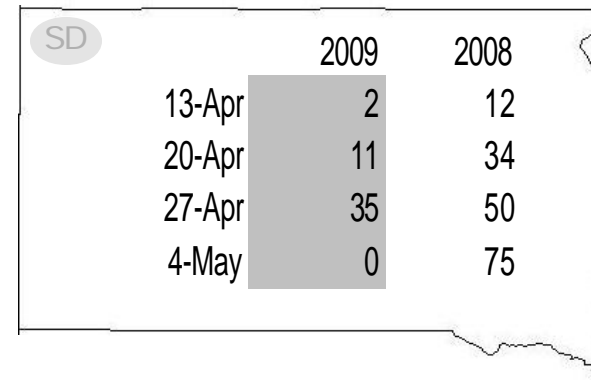
SPRING WHEAT PLANTING

Numbers are % planted

27-Apr-09



United States		
	2009	2008
13-Apr	2	8
20-Apr	6	20
27-Apr	15	34
4-May	0	58



Comments: Spring Wheat planting is about a week behind looking at the national numbers versus last year. The five year average for planting is 36%. North Dakota is the major story with only 1% planted. This week doesn't look particularly helpful either. So next week we are likely to see North Dakota somewhere around 50% behind last year. Overall, Spring Wheat planting remains behind, making emergence behind as well. Currently 2% of the Spring Wheat crop has emerged, last year was 4%, and the five year average is 9%.

HARD RED WINTER WHEAT

Percent Headed

27-Apr-09

MT

	2009	2008
13-Apr	0	0
20-Apr	0	0
27-Apr	0	0
4-May	0	0

SD

	2009	2008
13-Apr	0	0
20-Apr	0	0
27-Apr	0	0
4-May	0	0

NE

	2009	2008
13-Apr	0	0
20-Apr	0	0
27-Apr	0	0
4-May	0	0

KS

	2009	2008
13-Apr	0	0
20-Apr	1	0
27-Apr	2	1
4-May	0	3

OK

	2009	2008
13-Apr	16	2
20-Apr	31	11
27-Apr	59	37
4-May	0	75

UNITED STATES

	2009	2008
13-Apr	9	4
20-Apr	14	7
27-Apr	21	15
4-May		26

TX

	2009	2008
13-Apr	33	13
20-Apr	44	24
27-Apr	56	38
4-May	0	56

Comments: All winter wheat is 21% headed nationally versus 15% last year and 23% for the five year average. Winter wheat conditions improved 2% to 45% good-excellent. Poor-very poor remains at 27% this week. OK p/vp increased by 4% to 64%. TX conditions were steady with 73% p/vp. Additional rains are forecast this week for Nebraska, Kansas, and Oklahoma.

Joel Fitch

The information contained in this letter is taken from sources which we believe to be reliable, but is not guaranteed by us as to accuracy or completeness and is sent to you for information purposes only. There is a risk of loss when trading commodity futures and options. Country Hedging, Inc. bases its recommendations solely on the judgment of Country Hedging, Inc. personnel.

CORN PLANTING PROGRESS

Numbers are % planted

27-Apr-09

United States

	2009	2008
13-Apr	2	2
20-Apr	5	4
27-Apr	22	10
4-May	0	27

SD

	2009	2008
13-Apr	0	0
20-Apr	0	1
27-Apr	3	4
4-May	0	10

NE

	2009	2008
13-Apr	0	0
20-Apr	3	2
27-Apr	27	9
4-May	0	31

MN

	2009	2008
13-Apr	0	0
20-Apr	0	0
27-Apr	40	1
4-May	0	8

WI

	2009	2008
13-Apr	0	0
20-Apr	1	0
27-Apr	6	1
4-May	0	4

IA

	2009	2008
13-Apr	0	0
20-Apr	6	0
27-Apr	47	3
4-May	0	18

IL

	2009	2008
13-Apr	0	0
20-Apr	1	1
27-Apr	4	6
4-May	0	28

IN

	2009	2008
13-Apr	0	0
20-Apr	0	0
27-Apr	2	11
4-May	0	36

OH

	2009	2008
13-Apr	0	0
20-Apr	2	0
27-Apr	4	9
4-May	0	31

Comments: Corn planting is now ahead of last year's planting progress. The national five year average is 28% for the week. Very strong progress was noted in Southern Minnesota, Iowa, and Nebraska. Concern remains in the Eastern Corn Belt with the wet weather pattern staying active. Based on five year averages Illinois should be 43%, Indiana should be 25%, and Ohio should be 26%. Rain forecasts may limit the ability of the eastern states to play catch-up.

Joel Fitch