

MIDWEST MARKET SOLUTIONS, INC.

"THE LEADING EDGE IN COMMODITIES"

327 BROADWAY
YANKTON, SOUTH DAKOTA 57078
866-203-9655
605-260-3063 FAX
WWW.MIDWESTMARKETSOLUTIONS.COM



THE MARKET INSIDER NEWSLETTER


May 11, 2009

By: Brian Hoops, President
Midwest Market Solutions, Inc.

VISIT OUR WEBSITE AT www.midwestmarketsolutions.com FOR MORE INFORMATION.

Inside This Issue:

THE KEY TO THE FINANCIAL KINGDOM	2
CORN OUTLOOK	3,4
SOYBEAN OUTLOOK	5-7
WHEAT OUTLOOK	8-11
LIVE CATTLE OUTLOOK	12
FEEDER CATTLE OUTLOOK	13
LEAN HOG OUTLOOK	14
NEWS	15
NEWS	16
WEATHER	17
CALENDAR OF EVENTS	18
MARGIN REQUIREMENTS	19
COMPANY INFO	20
DISCLAIMER	20



WHEAT



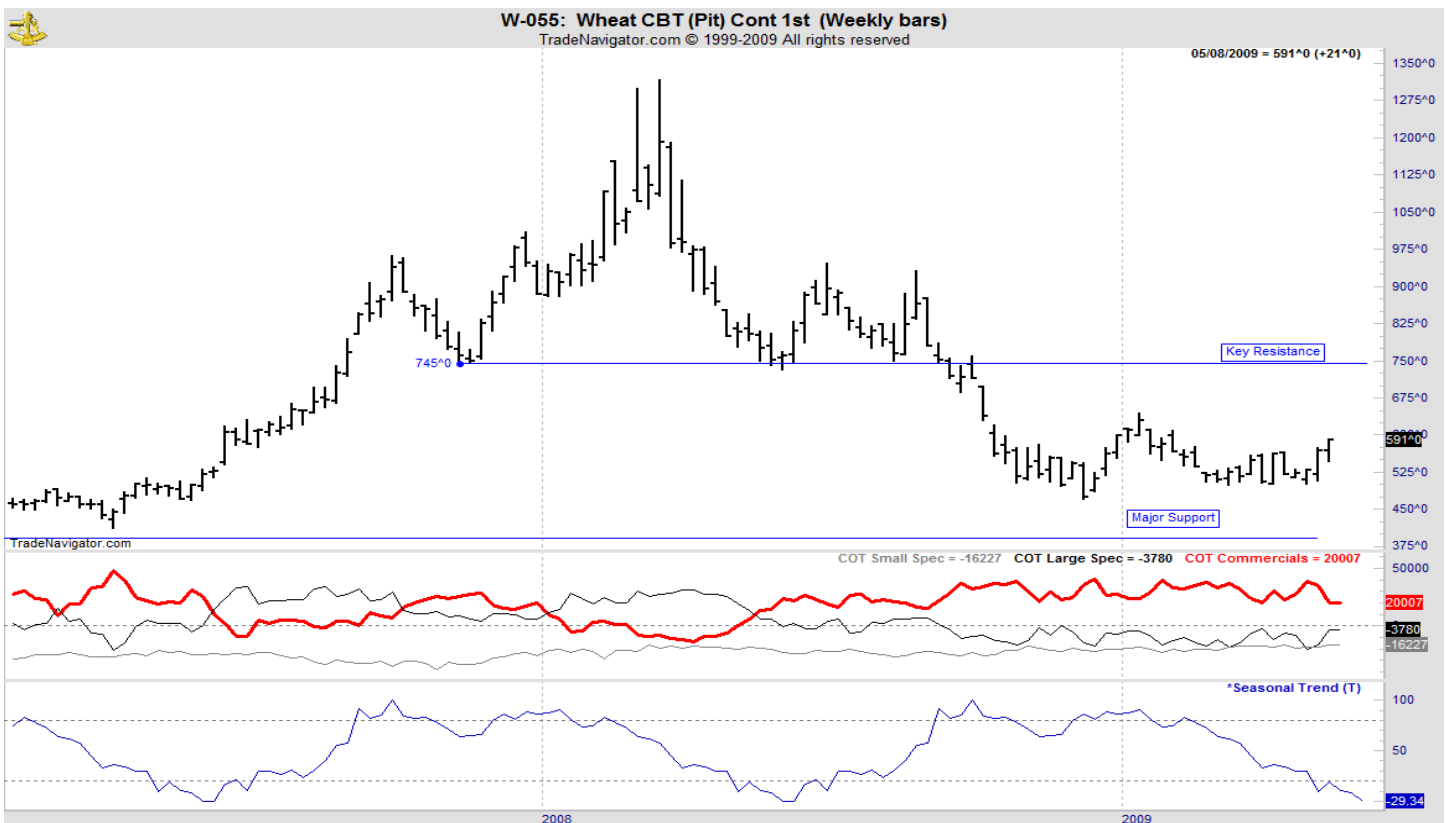
ANALYSIS

For the week, Chicago wheat closed \$.21 higher; Kansas City wheat \$.18 1/4 higher and Minneapolis wheat \$.13 1/2 higher. The weekly export sales report showed net sales of 254,700 metric tons were up 79 percent from the previous week and 49 percent from the prior 4-week average. Increases reported for Japan (71,700 MT), Iran (60,000 MT), Indonesia (57,500 MT, switched from unknown destinations), the Philippines (53,400 MT), Mexico (22,300 MT), and Italy (11,700 MT), were partially offset by decreases for unknown destinations (50,700 MT). Net sales of 131,600 MT for delivery in 2009/10 were primarily for the Philippines (78,100 MT), Venezuela (20,000 MT), and Mexico (17,500 MT). Decreases were reported for South Korea (1,000 MT). This year's U.S. wheat sales remain behind last year's strong sale performance with commitments of 968 mb this year vs. 1,249 mb a year ago. The U.S. only needs to export 2.4 mb each week to reach the USDA forecast. The USDA rated the winter wheat crop at 47% g/e, 2% higher than a week ago and similar to last year's 47% g/e. Key states read like this: Kansas at 53% g/e, up 5% from last week; Oklahoma at 8% g/e down 1% from last week, Nebraska at 71%, down 2%, while Texas is rated at 12% g/e, up 1%. Spring wheat seedings are way behind the normal pace at only 23% seeded vs. 59% on average. Last year, spring wheat seedings stood at 58%. The largest spring wheat producing state is North Dakota and that state is only 3% seeded vs. the average pace of 58% seeded. Informa estimated 2009 U.S. other spring wheat seedings at 13.5 million acres, versus USDA's current forecast of 13.304 million planted, and durum planted acreage at 2.555 million, compared to the government's forecast of 2.445 million. The firm projected 2009 U.S. all wheat plantings at 58.9 million, traders said.

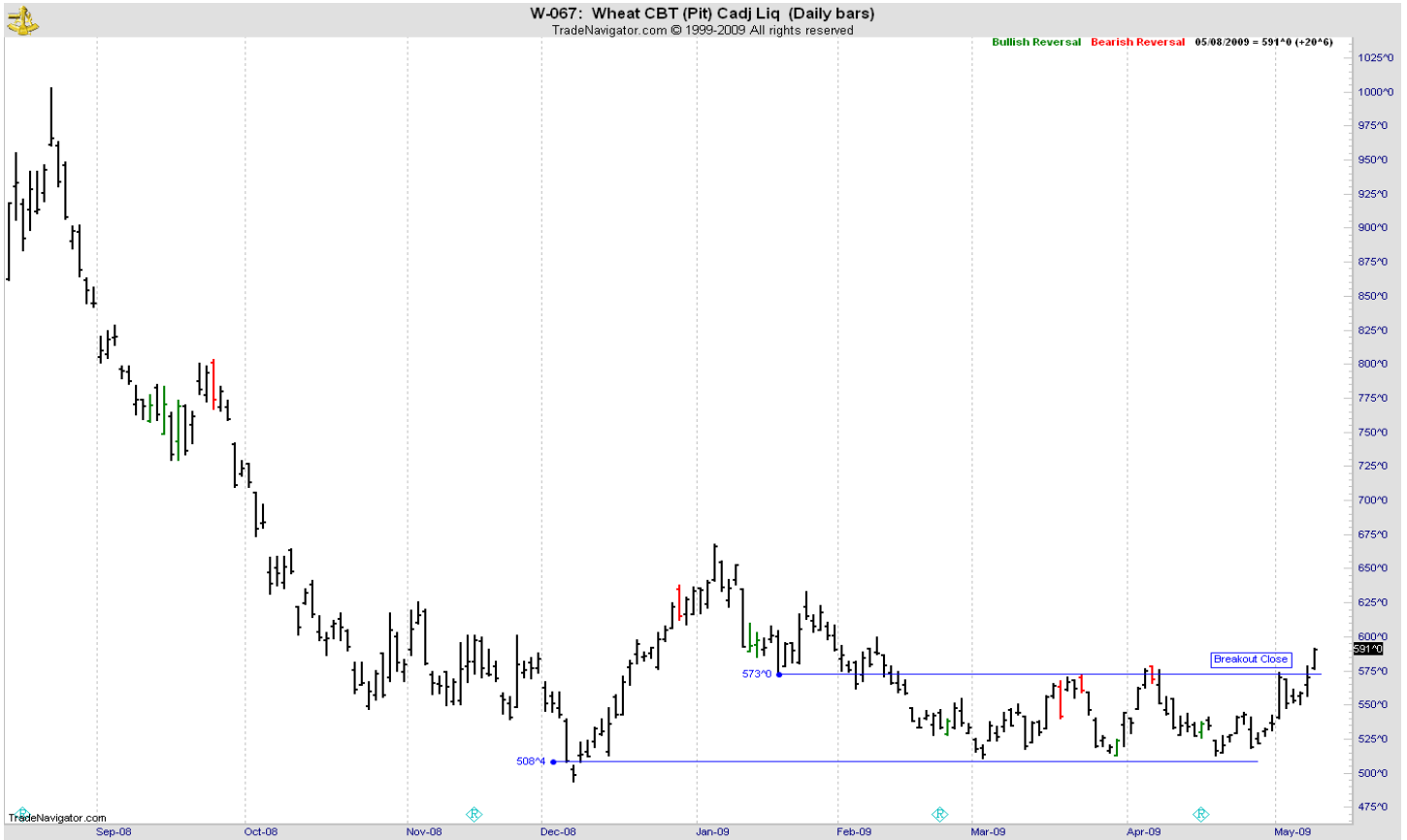
STRATEGY & OUTLOOK

Producers should have begun hedging new crop as July KC wheat achieved the long term price objective of \$6.10 to \$6.40. A combination of hedges, options and cash sales is a very effective way to manage price risk for producers.

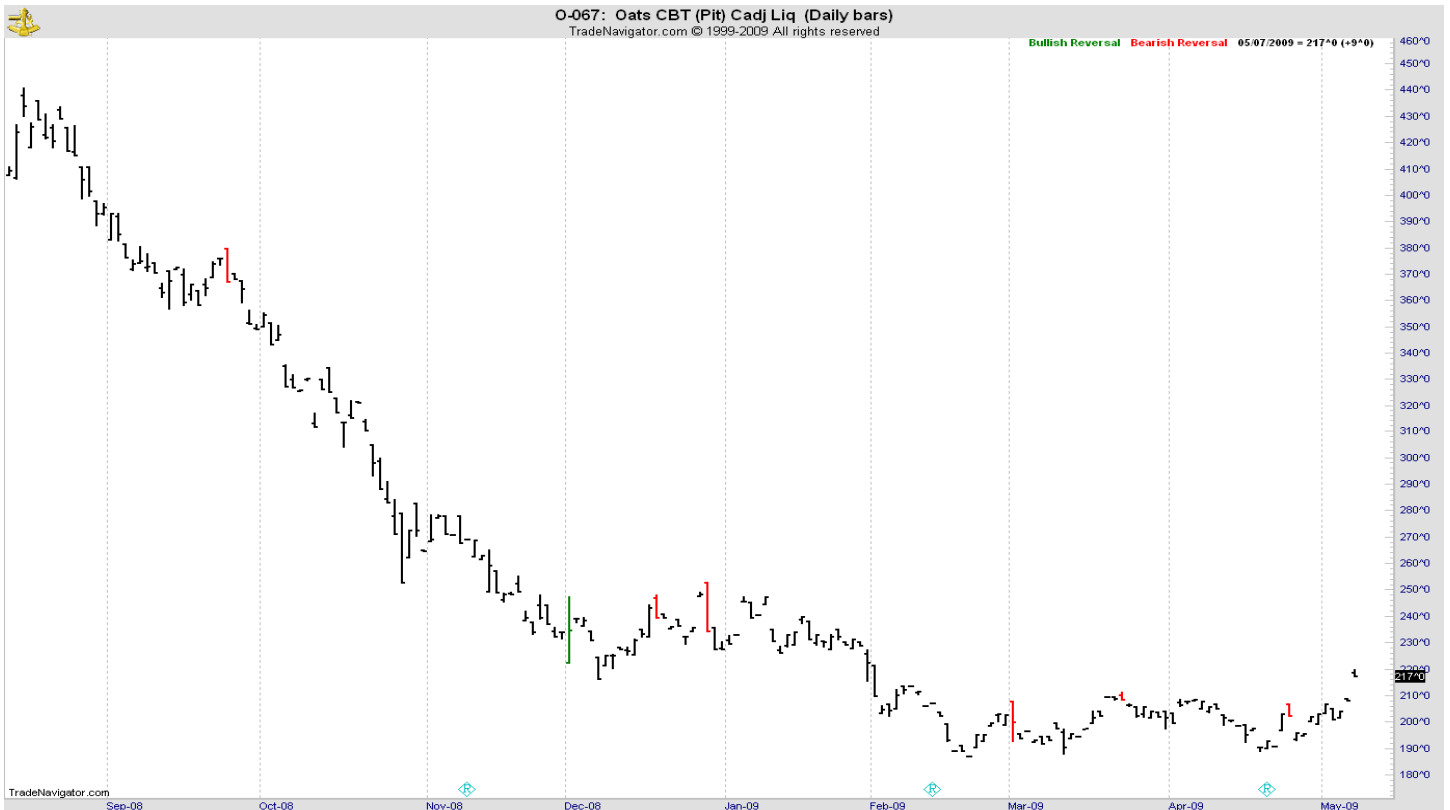
WEEKLY CHICAGO



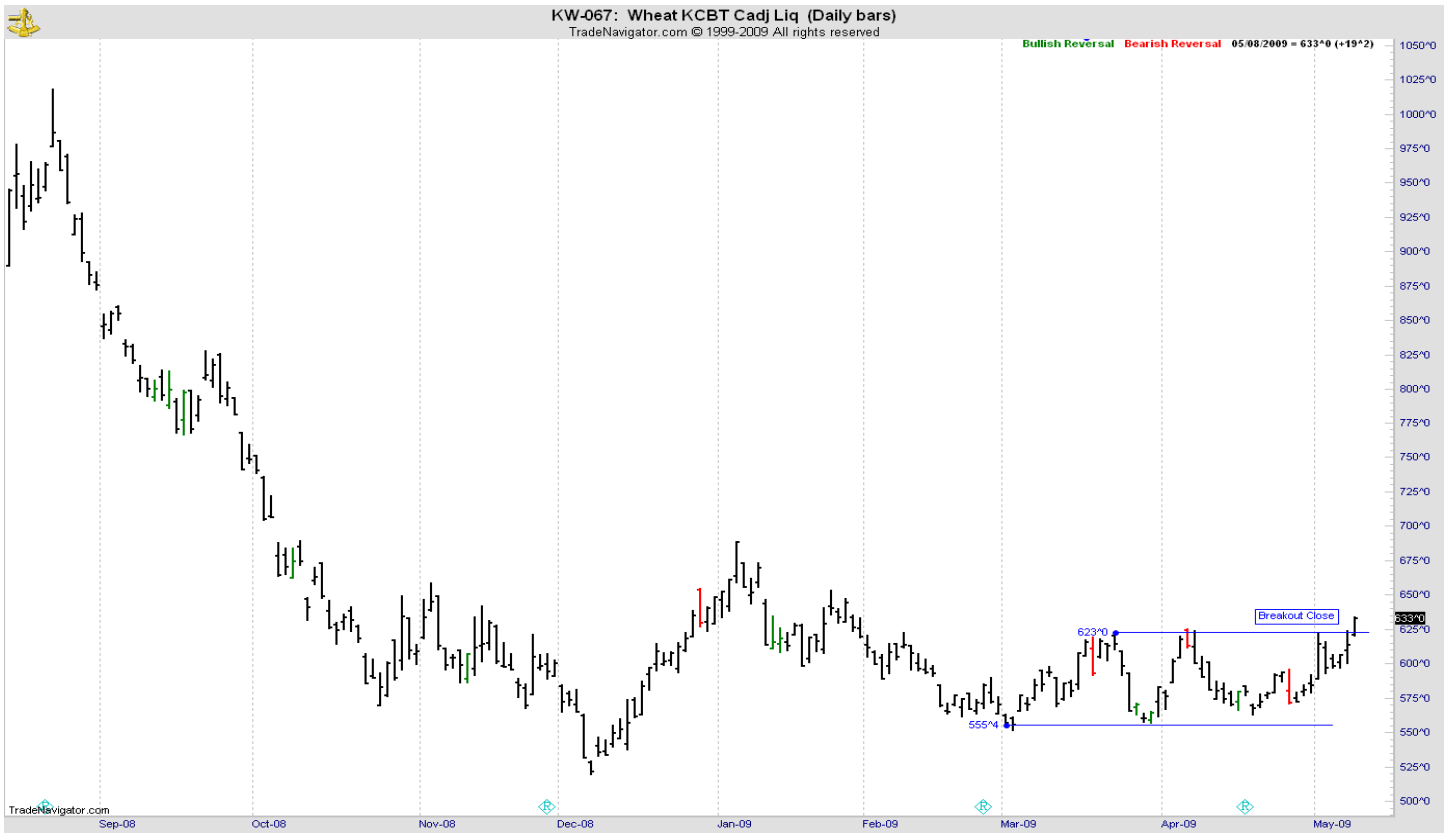
CHICAGO WHEAT



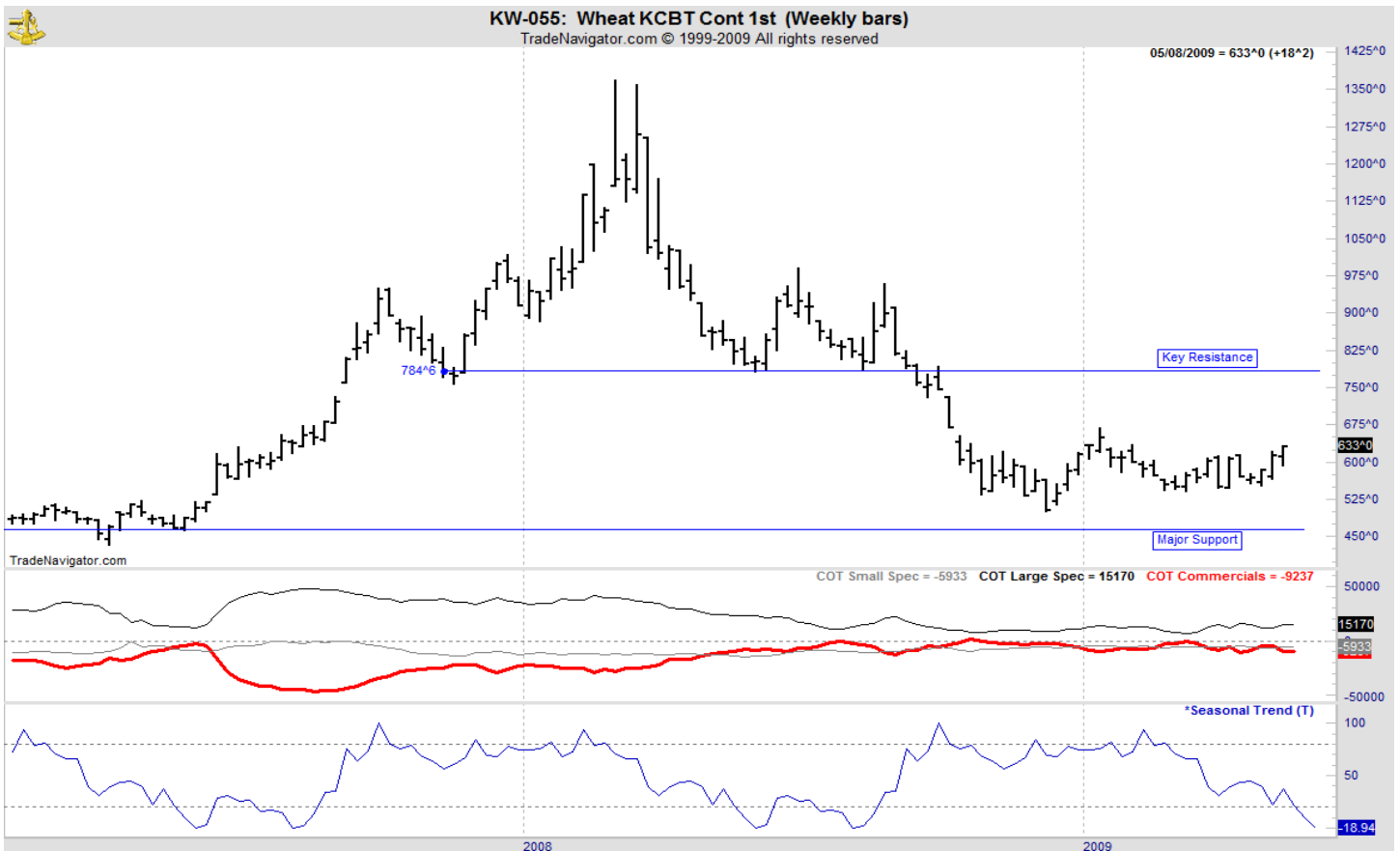
OATS



KANSAS CITY WHEAT



WEEKLY KANSAS CITY



MINNEAPOLIS WHEAT



WEEKLY MINNEAPOLIS

