

MIDWEST MARKET SOLUTIONS, INC.

"THE LEADING EDGE IN COMMODITIES"

327 BROADWAY
YANKTON, SOUTH DAKOTA 57078
866-203-9655
605-260-3063 FAX
WWW.MIDWESTMARKETSOLUTIONS.COM



THE MARKET INSIDER NEWSLETTER


May 17, 2010

By: Brian Hoops, President
Midwest Market Solutions, Inc.

VISIT OUR WEBSITE AT www.midwestmarketsolutions.com FOR MORE INFORMATION.

Inside This Issue:

THE MAY SUPPLY/DEMAND REPORT	2
CORN OUTLOOK	3,4
SOYBEAN OUTLOOK	5-7
WHEAT OUTLOOK	8-11
LIVE CATTLE OUTLOOK	12
FEEDER CATTLE OUTLOOK	13
LEAN HOG OUTLOOK	14
SPECULATOR'S CORNER	15
NEWS	16
WEATHER	17
CALENDAR OF EVENTS	18
MARGIN REQUIREMENTS	19
COMPANY INFO	20
DISCLAIMER	20



WHEAT



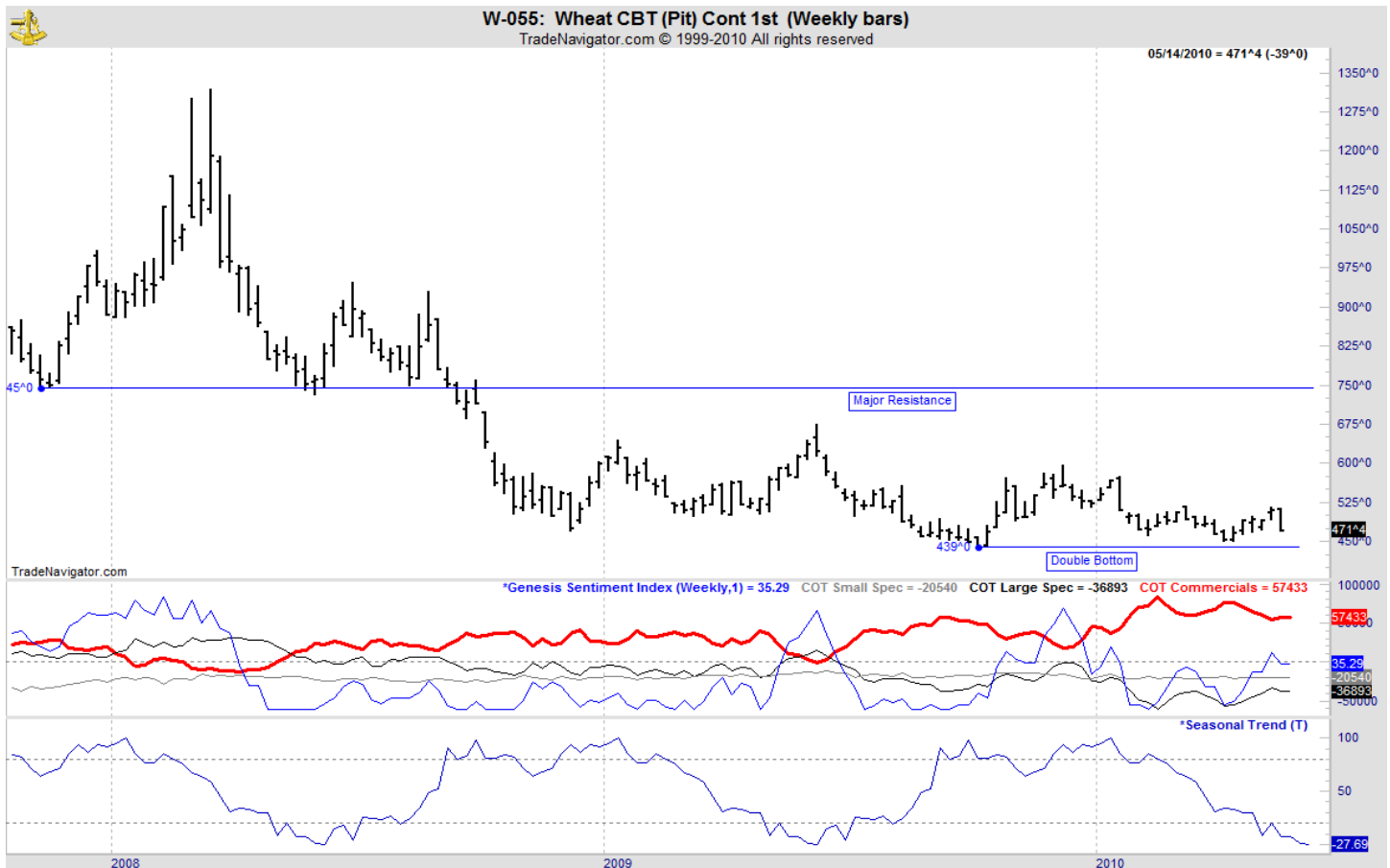
ANALYSIS

For the week, Chicago wheat closed \$.39 lower; Kansas City wheat \$.30 lower and Minneapolis wheat \$.29 3/4 lower. The weekly crop conditions report showed winter wheat conditions are the fifth highest in the last 24 years at a rating of 66% good to excellent, down 2% from last week. Last year's crop rating was 47% g/e. The Kansas wheat crop was rated 64% g/e, while Oklahoma was rated 74% g/e, Nebraska was rated 70% g/e and Texas was rated 60% g/e. The USDA reported U.S. spring wheat planting at 67% complete as of May 9, well above last year's pace of 34% and compares to the 5-year average of 66%. North Dakota, the largest spring wheat state, is 53% seeded. The USDA announced a private wheat sale of 111,710 mts to an unknown destination. The weekly export sales report showed net sales of 244,400 metric tons for delivery in 2009/10 were up 63 percent from the previous week and 66 percent from the prior 4-week average. Net sales of 241,100 MT for delivery in 2010/11 were mainly for unknown destinations (86,000 MT), Peru (57,000 MT), Italy (40,000MT), and Colombia (32,000 MT). Exports of 518,100 MT were up 6 percent from the previous week and 24 percent from the prior 4-week average. This year's exports stand at 818 mb vs. the USDA forecast of 865 mb.

STRATEGY & OUTLOOK

Producers should be 100% sold of their 2009 crop. No reason to re-own the 2010 crop. Producers began to scale into 2010 crop sales at \$6.05 off the July Kansas City contract. Next sales objective is the 50% retracement level. Producers can make cash sales and buy put options at this level.

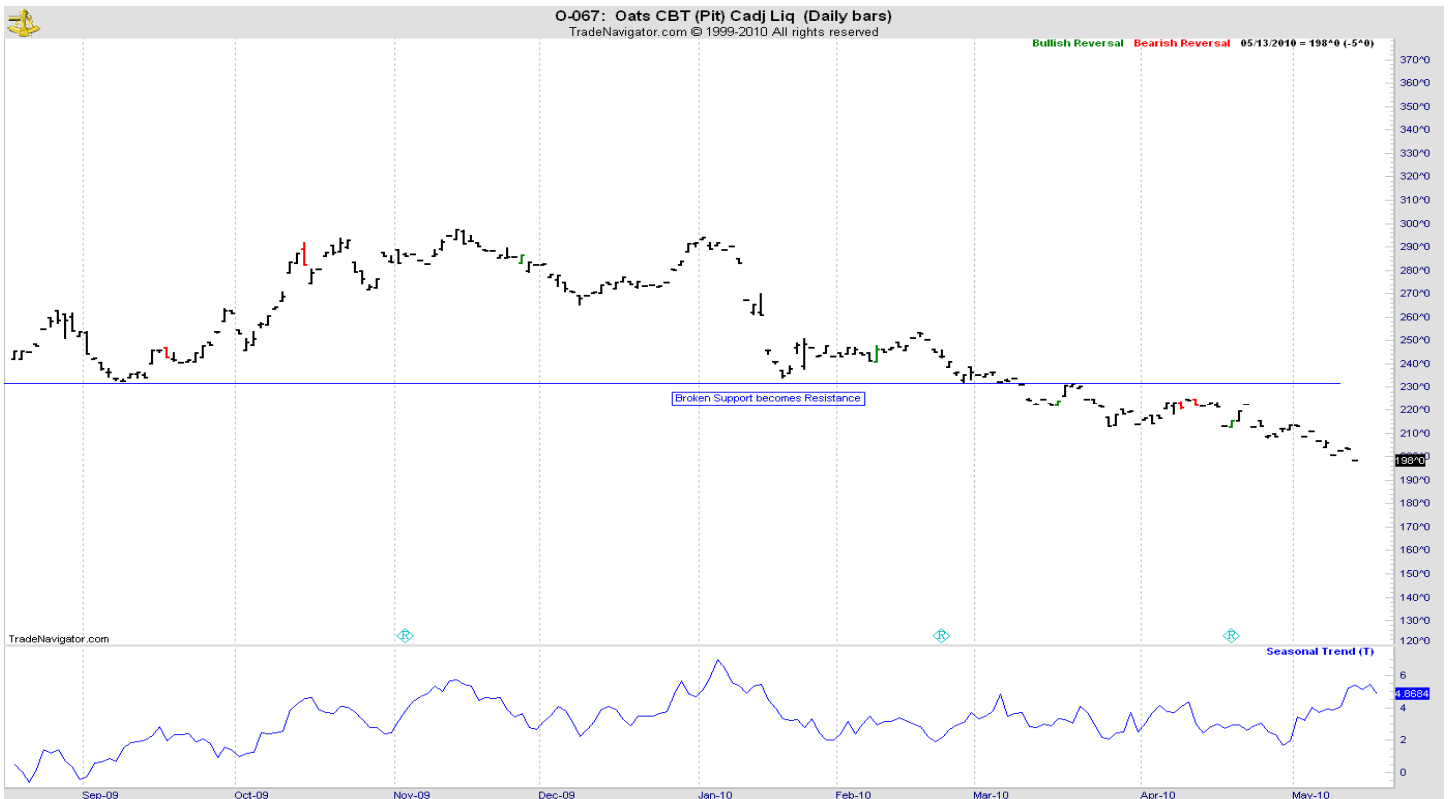
WEEKLY CHICAGO



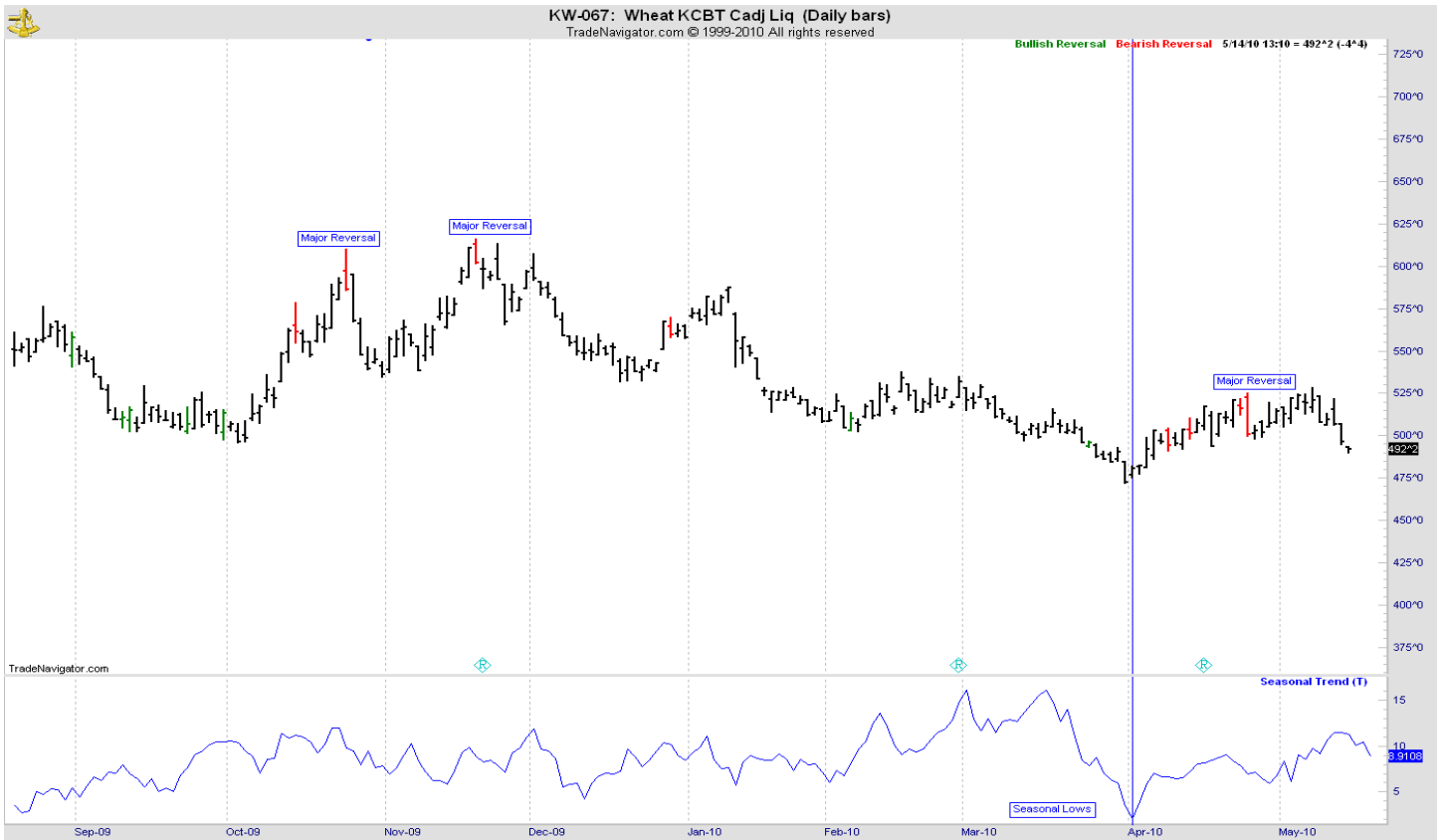
CHICAGO WHEAT



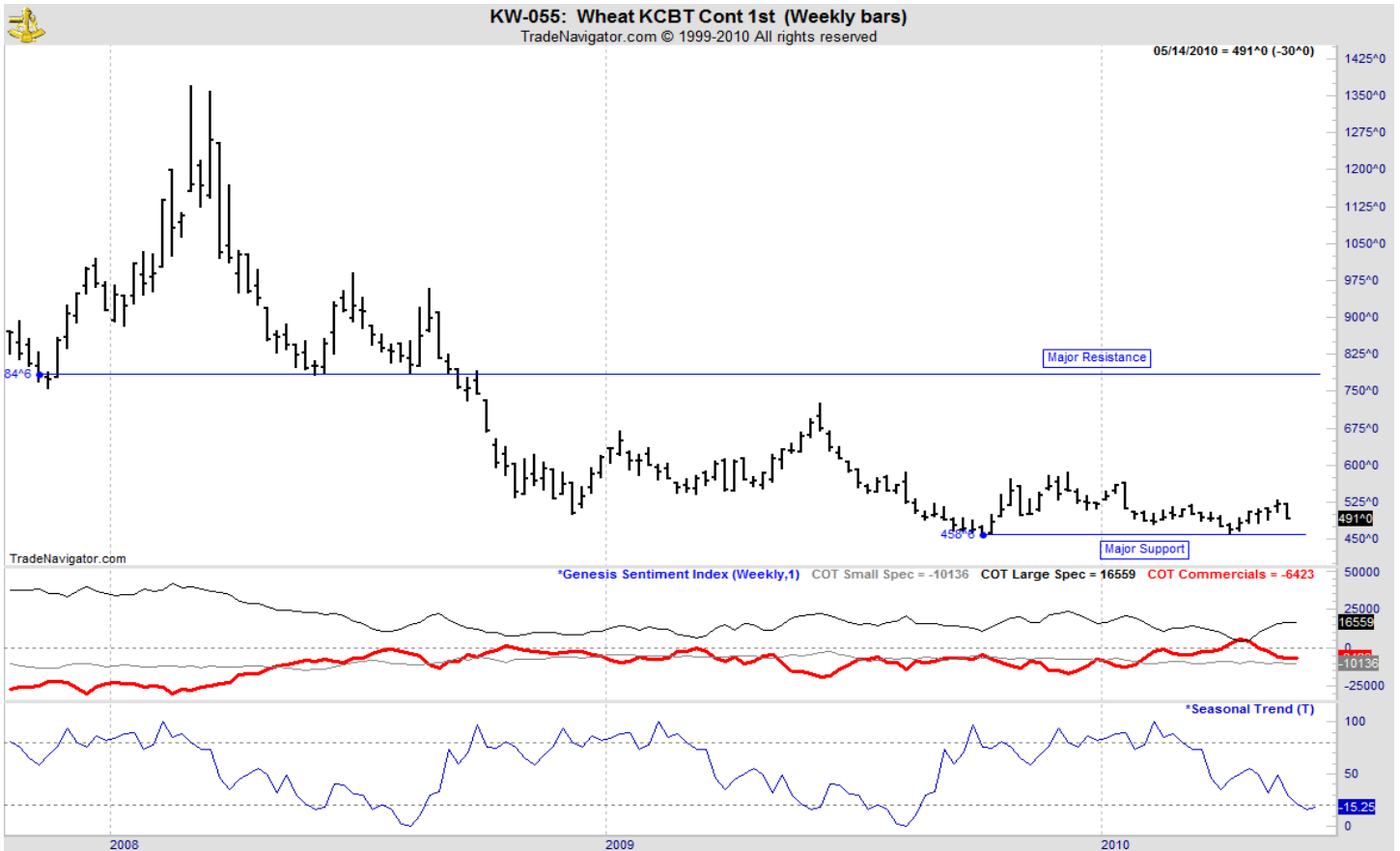
OATS



KANSAS CITY WHEAT



WEEKLY KANSAS CITY



MINNEAPOLIS WHEAT



WEEKLY MINNEAPOLIS

